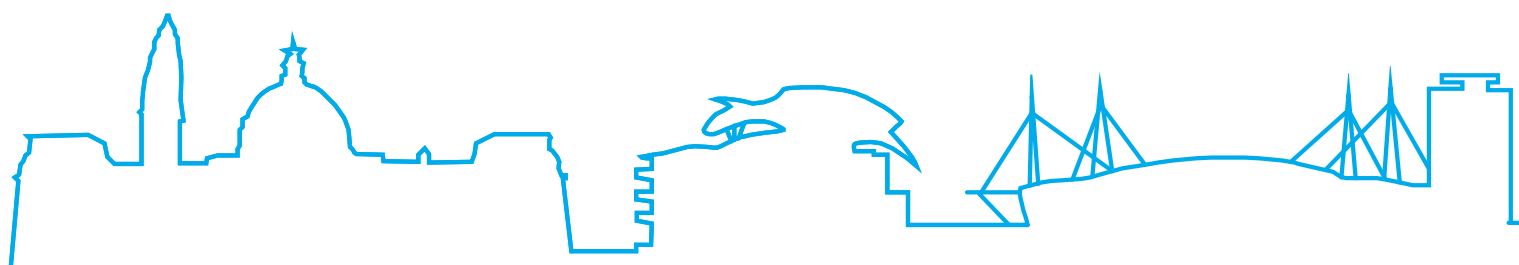


## 2. Cardiff is a great place to live work and play

You can navigate the document using links in the table below:

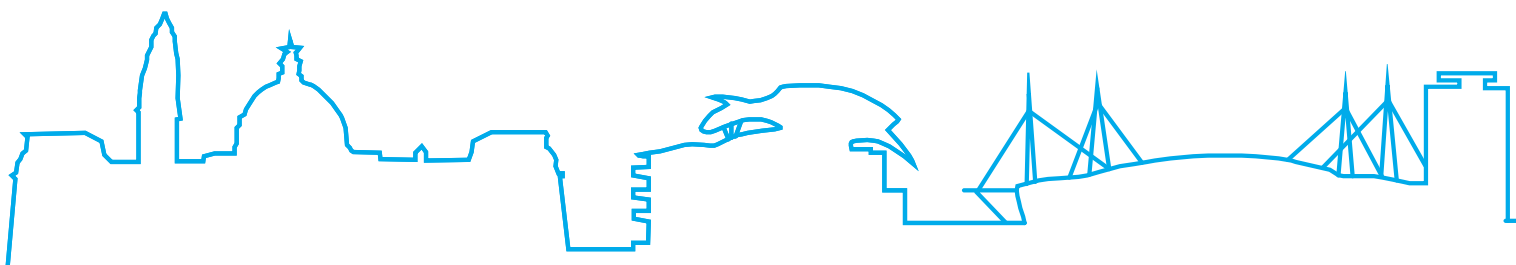
<b>2.1.1</b>	To what extent do you agree or disagree that Cardiff is a great place to live, work and play?
<b>2.2</b>	<u><b>Parks and Leisure</b></u>
<b>2.2.1</b>	How often do you use parks and open spaces in Cardiff?
<b>2.2.2</b>	On a scale of 1-10, how satisfied are you with parks and open spaces in Cardiff?
<b>2.2.3</b>	On a scale of 1-10, how satisfied are you with children's play areas in Cardiff?
<b>2.2.4</b>	How satisfied are you with access to open spaces and nature?
<b>2.2.5</b>	In the future management of leisure centres which of the following do you believe will be most important?
<b>2.3</b>	<u><b>St David's Hall</b></u>
<b>2.3.1</b>	How many times have you visited St David's Hall in the last two years?
<b>2.3.2</b>	How would you rate your visitor experience at St. David's Hall over the past two years?
<b>2.4</b>	<u><b>Cardiff Story Museum</b></u>
<b>2.4.1</b>	Have you visited the Cardiff Story Museum (the Cardiff history museum in the Old Library building) over the last year?
<b>2.4.2</b>	If you haven't visited in the last twelve months why is that?
<b>2.4.3</b>	Would you be more likely or less likely to visit the museum and its events/activities if it toured throughout Cardiff and popped up in your own locality?



### 2.5

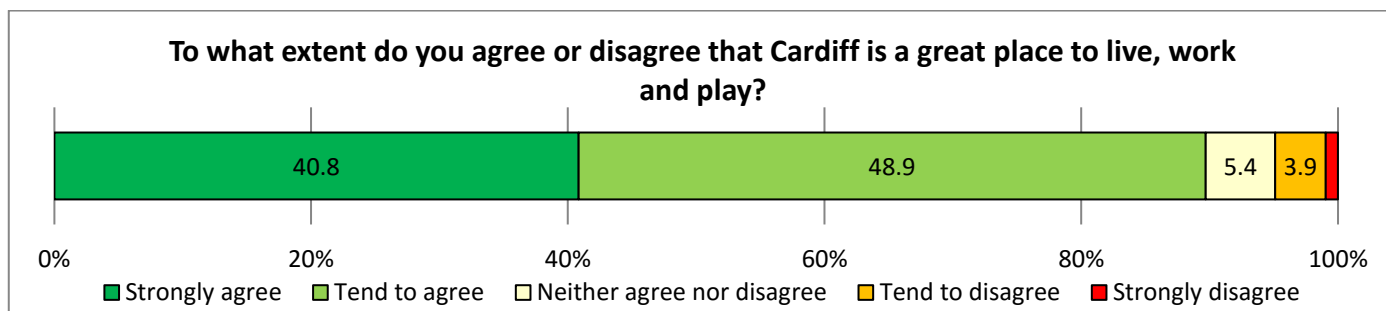
### Participation

- 2.5.1** Participation in cultural activities is an important part of well-being. How important are the following activities to you and your family?
- 2.5.2** How regularly do you take part in the following activities?
- 2.5.3** Welsh Refuge Council sessions: Participation.



### 2.1 To what extent do you agree or disagree that Cardiff is a great place to live, work and play?

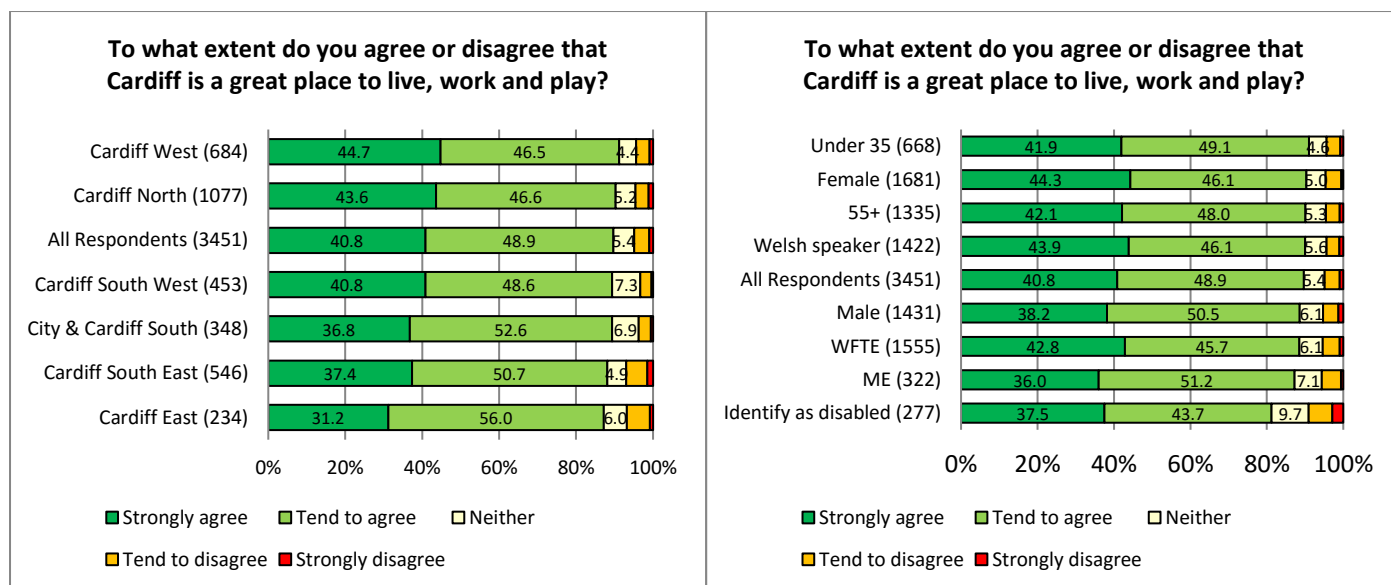
Nine in ten (89.7%) respondents agreed that Cardiff is a great place to live, work and play.



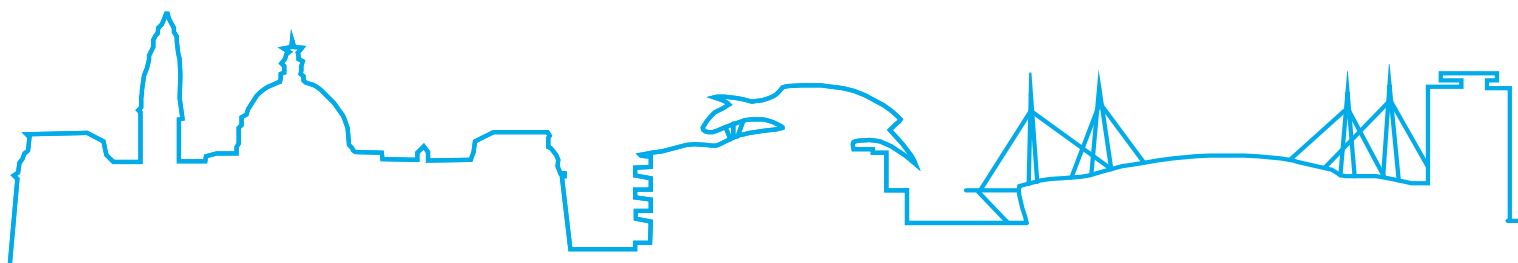
Base: 3451

Respondents in the West and the North of the city were most likely to 'strongly agree' with the statement (44.7% and 43.6% compared to 31.2% in Cardiff East).

Those identifying as disabled were slightly less likely to agree that Cardiff is a great place to live, work and play compared to other demographic groups (81.2% compared to 91.0% of under thirty-fives).



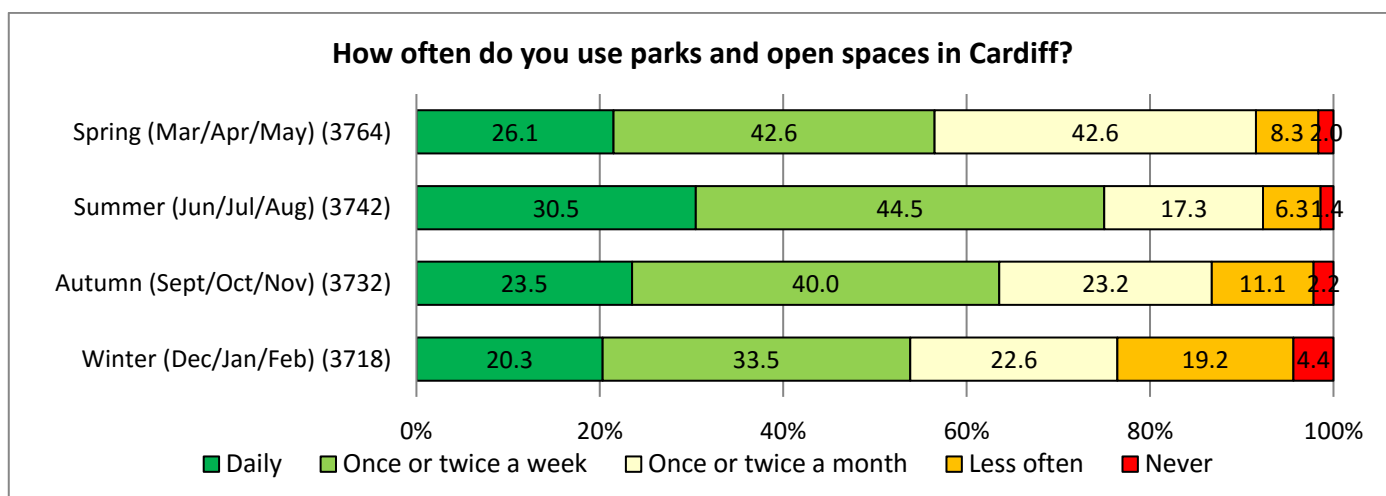
Base sizes shown in brackets. Excludes 'Don't Know' responses.



### 2.2 Parks and Leisure

#### 2.2.1 How often do you use parks and open spaces in Cardiff?

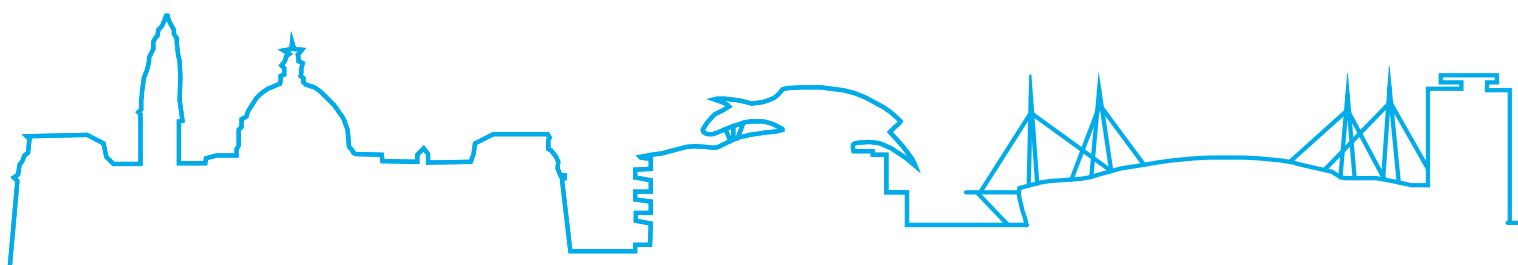
Expectedly the use of parks and open spaces was found to be most frequent during the summer months with three quarters (75.0%) of respondents using them once a week or more during this time.



Base sizes shown in brackets.

The responses were analysed both by geography and demographic group to identify any variables that exist between the groups.

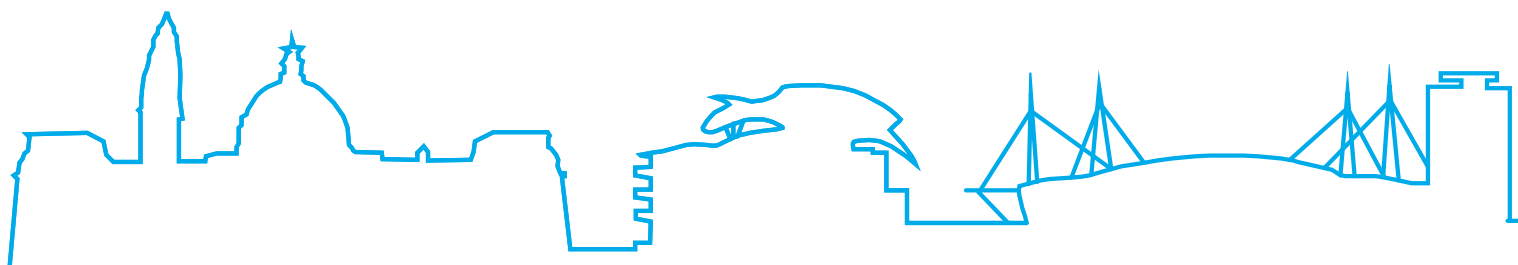
- Respondents in Cardiff South West were found throughout the year to be the most frequent users of parks and open spaces followed by those in Cardiff North. Less likely to use parks and open spaces were respondents from Cardiff East.
- During the summer months 84.8% of residents in Cardiff South West reported visiting parks and open spaces at least once a week compared to just 69.9% of those in Cardiff East.
- During the winter months 62.7% of Cardiff South West residents continued to use parks and open spaces with the same frequency compared to just 45.7% of those in Cardiff East.
- During the summer months almost four in five (78.6%) of those aged under 35 reported to use parks and open spaces once a week or more. However during the winter months this figure dropped to less than half (47.8%).



## Ask Cardiff Residents Survey 2016

---

- A similar pattern was found amongst respondents from a minority ethnic background who were the demographic group most likely to be using parks and open spaces once a week or more during the summer (83.1%). However during winter they were one of the groups least likely to be there with just half (49.7%) attending with the same level of frequency.
- Those respondents identifying as disabled were the least likely to be using parks and open spaces during the summer with two-thirds (67.1%) using them once a week or more, compared to three-quarters (75.0%) of the population overall.



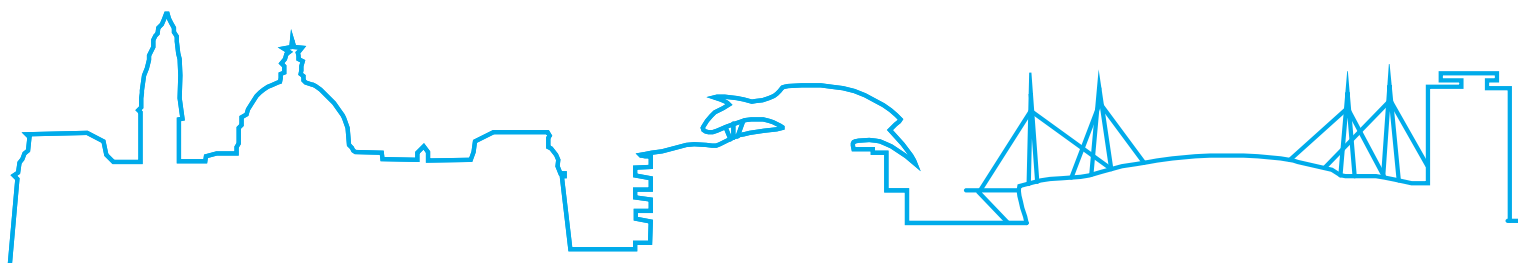
### 2.2.2 On a scale of 1-10, how satisfied are you with parks and open spaces in Cardiff?

Respondents were asked to rate their satisfaction with parks and open spaces in the city on a scale of one to ten with one being 'very dissatisfied' and 10 'very satisfied'. Respondents overall were most likely to rate their satisfaction at '8' with 62.6% of all respondents rating their level of satisfaction with parks and open spaces as eight or more.

Satisfaction was highest amongst those respondents from Cardiff South West. More than two thirds (68.6%) of respondents from this area rated their levels of satisfaction with parks and open spaces in Cardiff as eight or more compared to less than half (47.1%) of respondents from Cardiff East.

There was less variation evident between demographic groups with two-thirds (67.6%) of under thirty-five's rating their levels of satisfaction as eight or more compared to 60.1% of those identifying as disabled.

	Mode (most frequent score)	Median (Average score)	% Rated as 8+
All Respondents (3761)	8	7.64	62.6
Cardiff South West (503)	8	7.84	68.6
Cardiff South East (587)	8	7.82	66.1
Cardiff North (1175)	8	7.64	62.7
Cardiff West (747)	8	7.59	61.8
City & Cardiff South (367)	8	7.60	59.7
Cardiff East (259)	8	7.03	47.1
Under 35's (704)	8	7.90	67.6
Females (1797)	8	7.81	66.1
Welsh Speakers (1535)	8	7.75	64.8
ME (337)	8	7.72	64.4
WFTE (1717)	8	7.64	62.9
55+ (1507)	8	7.61	62.7
Males (1508)	8	7.51	60.1
Identify as disabled (306)	8	7.47	60.1

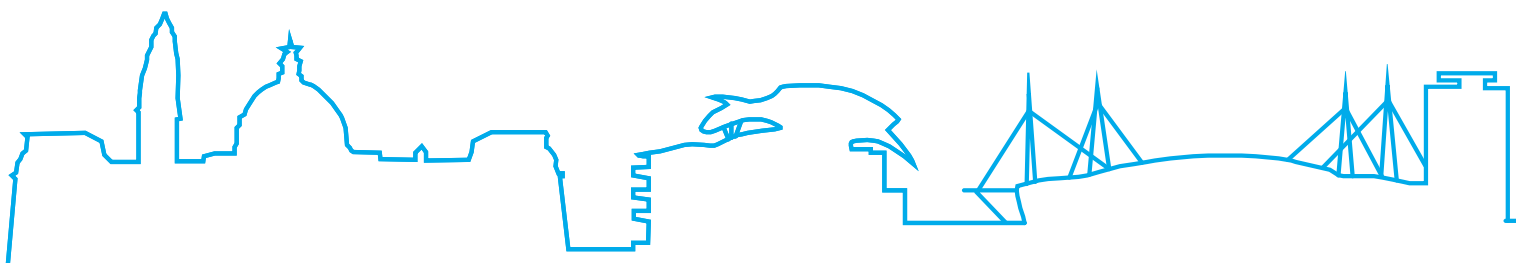


### 2.2.3 On a scale of 1-10, how satisfied are you with children's play areas in Cardiff?

Respondents were asked to rate their satisfaction with children's play areas in the city on a scale of one to ten with one being 'very dissatisfied' and 10 'very satisfied'. Respondents overall were most likely to rate their satisfaction at '5' with just over a third (37.6%) of all respondents rating their level of satisfaction with parks and open spaces as eight or more.

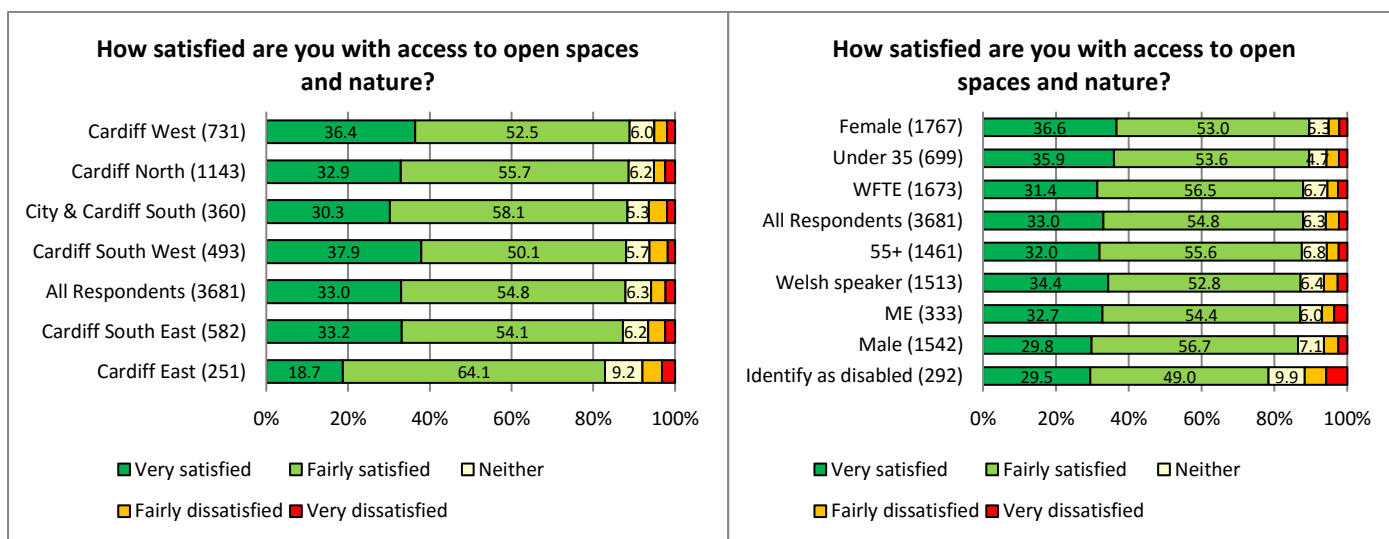
Generally children's plays areas were rated slightly higher amongst those respondents with children in their households. The main exception to this was Cardiff East. Just 30.1% of respondents from this area rated children's play facilities in Cardiff as eight or more whilst amongst respondents with children in their household this figure fell even further to just 21.2%.

	Mode	Median	% Rated as 8+
<b>All Respondents (3,465)</b>	5	6.68	37.6
Cardiff East (239)	5	6.19	30.1
Cardiff North (1,066)	8	6.85	41.4
Cardiff South East (541)	5	6.67	35.3
Cardiff South West (475)	5	6.65	39.6
Cardiff West (690)	5	6.61	35.1
City & Cardiff South (338)	5	6.57	36.1
<b>Respondents with children in their household (775)</b>	8	6.7	40.3
Cardiff East (66)	7	5.55	21.2
Cardiff North (248)	8	6.97	46.8
Cardiff South East (100)	7	6.78	40.0
Cardiff South West (102)	8	6.95	45.1
Cardiff West (181)	7	6.55	35.4
City & Cardiff South (48)	7	6.58	35.4

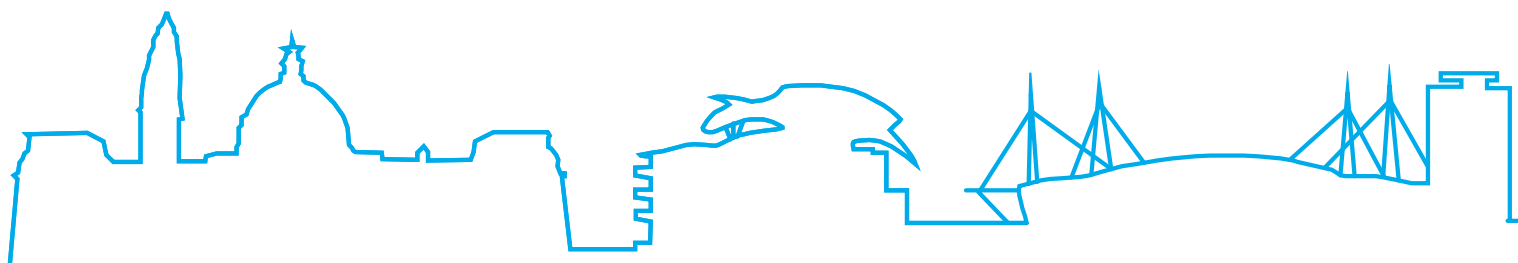


### 2.2.4 How satisfied are you with access to open spaces and nature?

Almost nine in ten (87.8%) of respondents overall were either 'very' or 'fairly satisfied' with their access to open spaces and nature. Overall satisfaction was reasonably consistent across the city although the proportion reporting to be 'very satisfied' ranged from 37.9% in Cardiff South West to just 18.7% in Cardiff East.



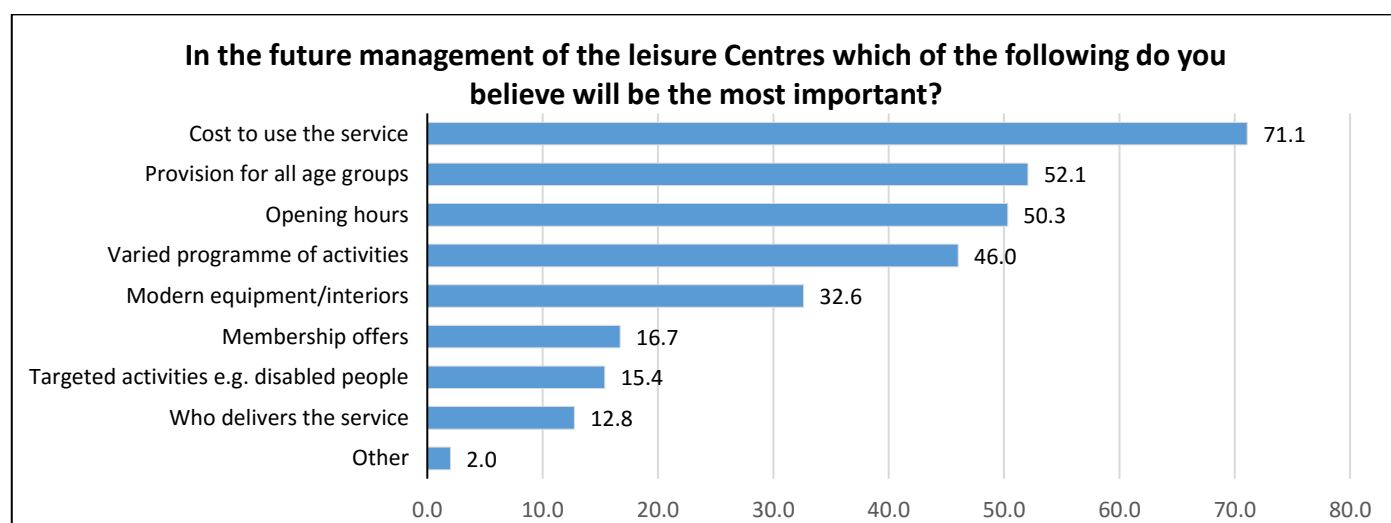
Base sizes shown in brackets. Excludes 'Don't Know' responses.





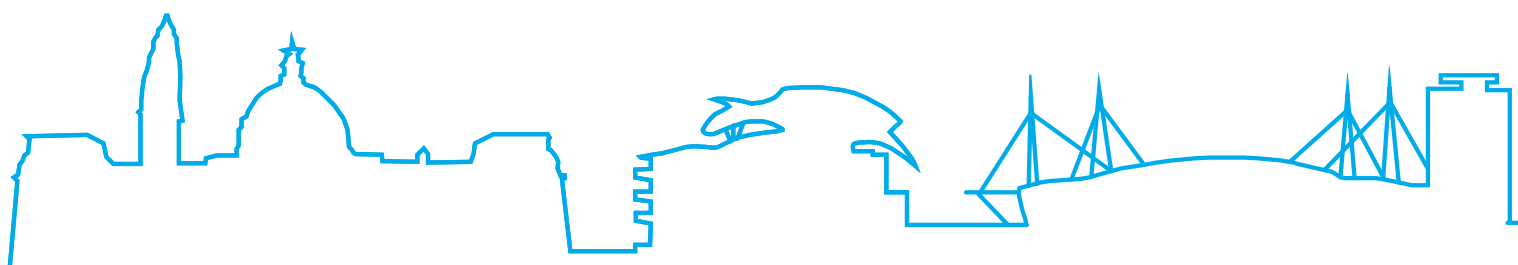
### 2.2.5 In the future management of leisure centres which of the following do you believe will be most important?

Respondents were asked to choose up to three factors which they believed would be important in the future management of leisure centres. More than seventy percent (71.1%) of those responding identified the 'Cost to use the service' as the most important factor followed by the 'Provision of suitable activities for all groups' (52.1%) and 'Opening hours' (50.3%).



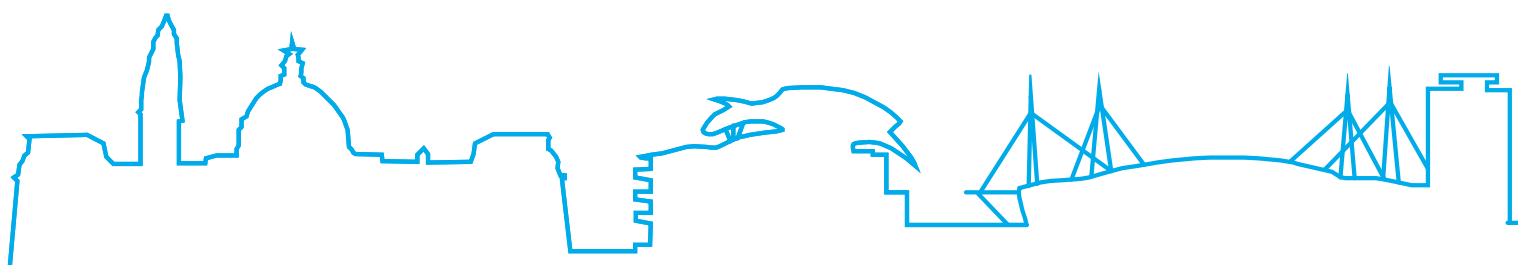
Base:3731

Of the 74 respondents who selected 'other', 21 (28.4%) felt that 'Quality of service or facility' was key. This was ahead of 'Suggestions for changing how leisure centres work' (17.6%) and both the need for 'Consistent pricing of services' and 'Cleanliness' (13.5% each).



## Ask Cardiff Residents Survey 2016

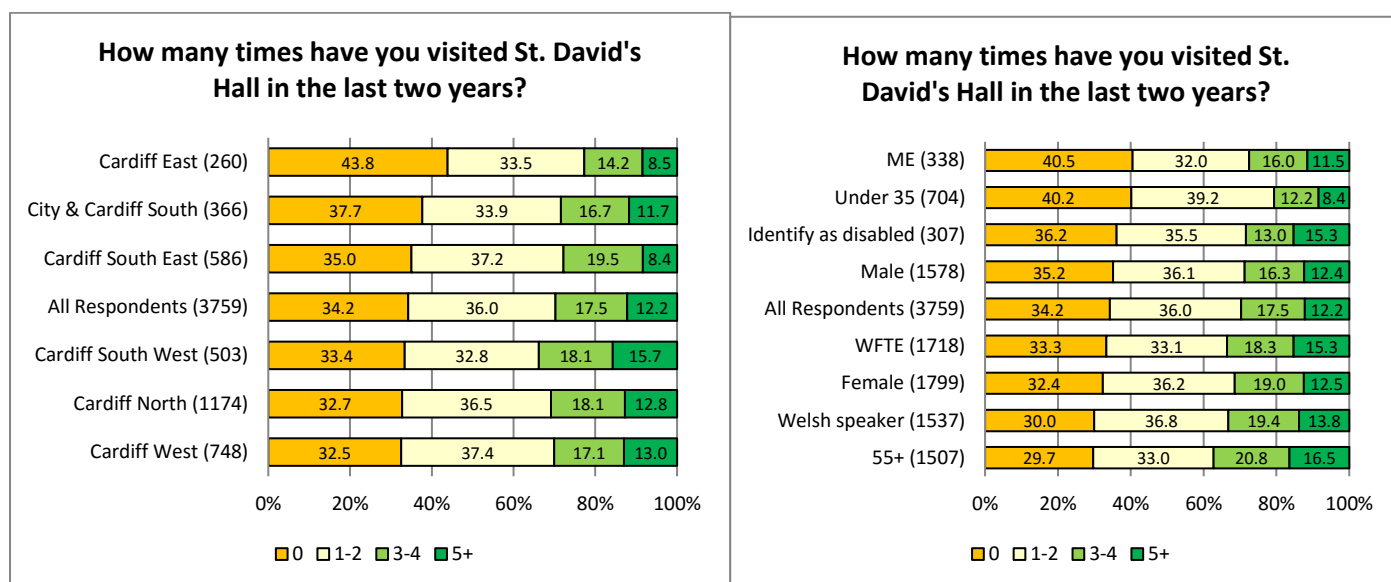
Theme	No	%	Example comments
Quality of service or facility	21	28.4	<ul style="list-style-type: none"> <li>• Good local options for services.</li> <li>• Making parks and leisure areas safe for people who use them (ie. security cameras and staff).</li> </ul>
Suggestions	13	17.6	<ul style="list-style-type: none"> <li>• Women only times.</li> <li>• Encouragement of clubs to use service by offering discounts for block booking.</li> </ul>
Consistent pricing of services	10	13.5	<ul style="list-style-type: none"> <li>• Equality of provision for all users (ages, genders, disabilities etc).</li> <li>• People who use facilities should pay - no council subsidies.</li> </ul>
Cleanliness	10	13.5	<ul style="list-style-type: none"> <li>• Cleanliness of changing areas.</li> <li>• Cleanliness, health, hygiene and well being must be a priority.</li> </ul>
Possible income generator	4	5.4	<ul style="list-style-type: none"> <li>• Explore areas where existing facilities can be used to raise income.</li> </ul>
Improve customer services	3	4.1	<ul style="list-style-type: none"> <li>• Improving the diabolical customer service offered at Council run leisure centres currently.</li> </ul>
Concessions for elderly and carers	2	2.7	<ul style="list-style-type: none"> <li>• Free sessions for over 60s.</li> </ul>
Location	1	1.4	<ul style="list-style-type: none"> <li>• Location.</li> </ul>
Accessibility	1	1.4	<ul style="list-style-type: none"> <li>• Able to reach easily via public transport.</li> </ul>
Timetable Consistency	1	1.4	<ul style="list-style-type: none"> <li>• Consistency in event timetables. For example, I don't enjoy turning up for a regular Soft play session with a toddler to discover that the hall has been hired out for some one off event.</li> </ul>
Miscellaneous	9	12.2	<ul style="list-style-type: none"> <li>• How the council chooses to prioritise this service, not stated here.</li> </ul>



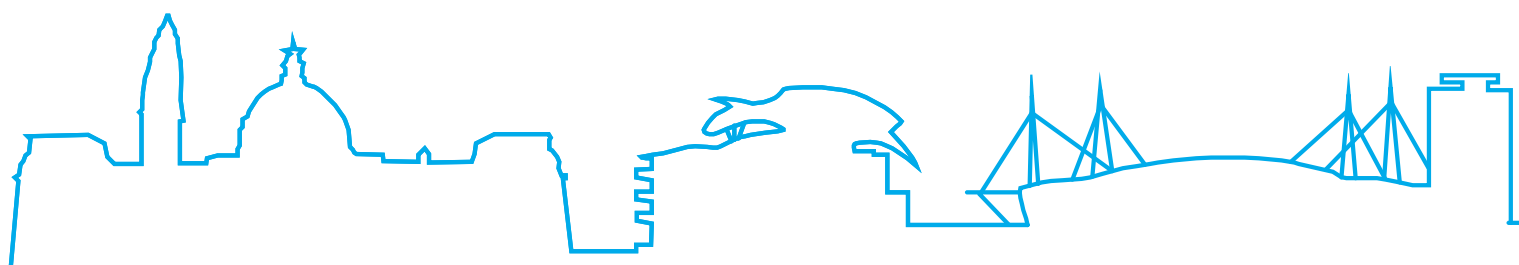
## 2.3 St David's Hall

### 2.3.1 How many times have you visited St David's Hall in the last two years?

Two-thirds (65.7%) of respondents had visited St. David's Hall in the past two years. Amongst those most likely to have attended performances were those aged 55+ (70.3%), Welsh speakers (70.0%) and residents in Cardiff West (67.5%). Less likely to have visited in the last two years were residents in Cardiff East (56.2%), those from a minority ethnic background (59.5%) and respondents aged under 35 (59.8%).

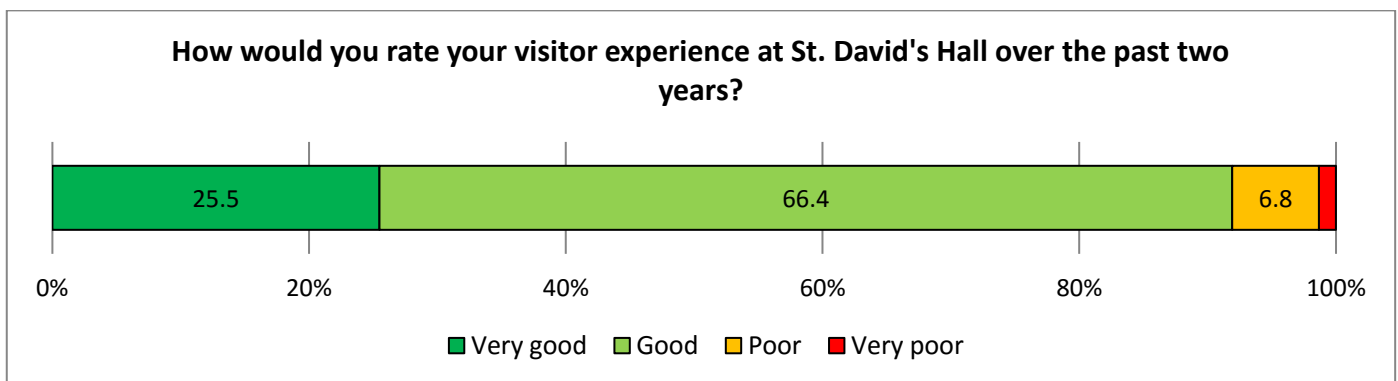


Base sizes shown in brackets.

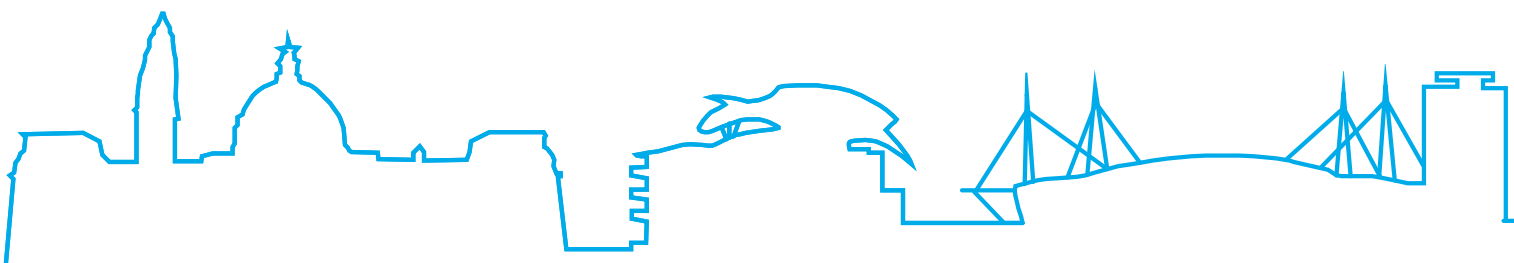


### 2.3.2 How would you rate your visitor experience at St. David's Hall over the past two years?

Of those respondents that had visited St David's Hall in the past two years more than nine in ten (91.9%) rated their visitor experience as either 'good' or 'very good'.



Base: 2472. Excludes 'Don't Know' responses.

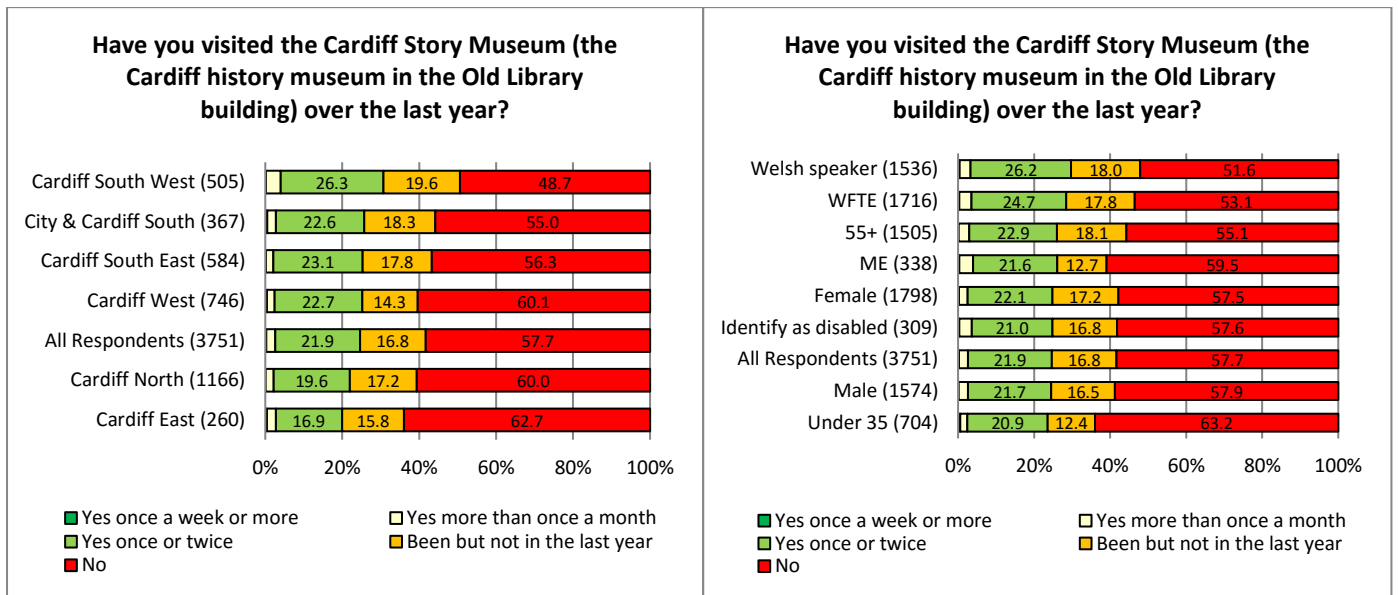


## 2.4 Cardiff Story Museum

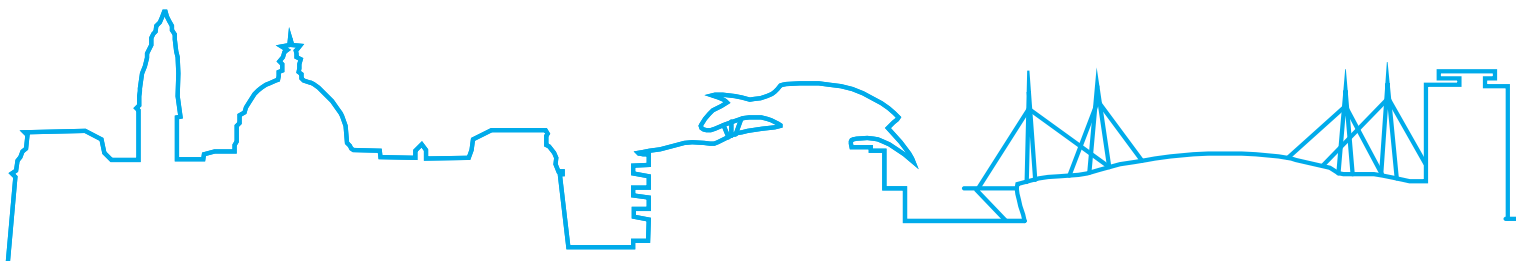
### 2.4.1 Have you visited the Cardiff Story Museum (the Cardiff history museum in the Old Library building) over the last year?

Over a quarter (25.5%) of respondents had visited the Cardiff Story Museum in the previous twelve months.

Most likely to have visited were respondents from Cardiff South West (31.7%) and Welsh speakers (30.4%). Least likely to have visited the museum were those in Cardiff East (21.5%) and the under 35's (24.4%).

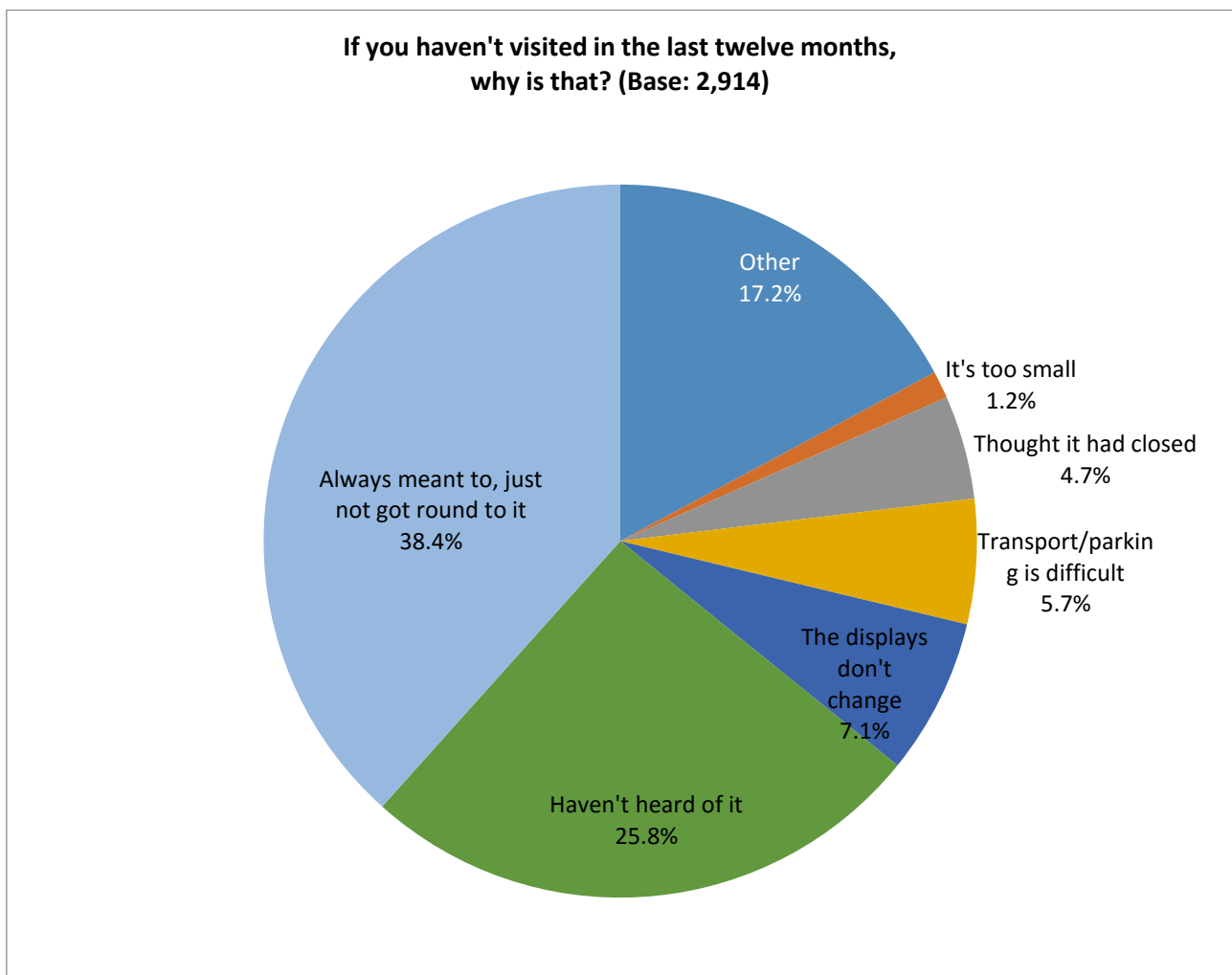


Base sizes shown in brackets. Excludes 'Don't Know' responses.



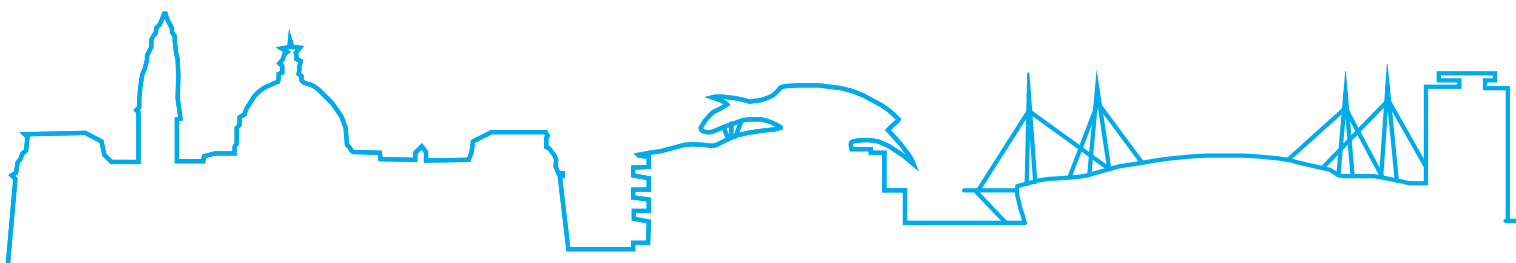
### 2.4.2 If you haven't visited in the last twelve months why is that?

A quarter (25.8%) of those that had not visited in the last twelve months reported that they had not previously heard of the museum whilst 38.4% had intentions to visit but had failed to actually do so.



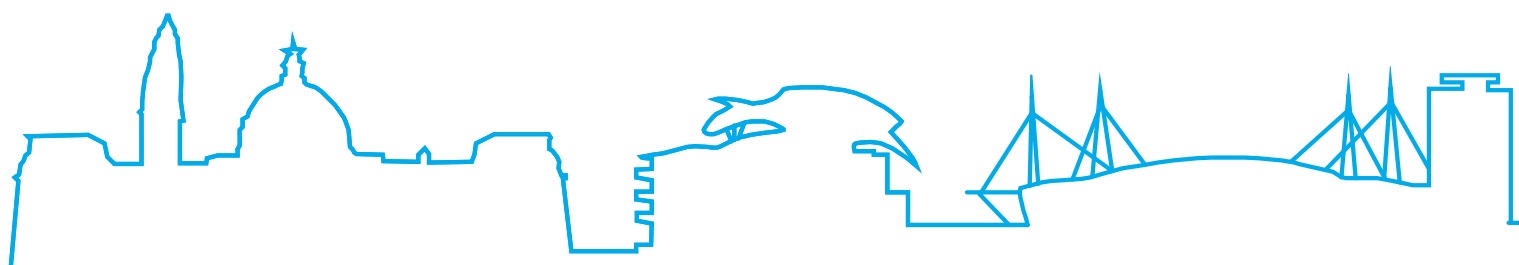
Base: 2914

Of the 17.2% who selected other 458 respondents gave further details, with 39.3% 'Not interested' in local history. This was ahead of 16.4% who has 'Visited previously' and 13.3% who had had 'No time'.



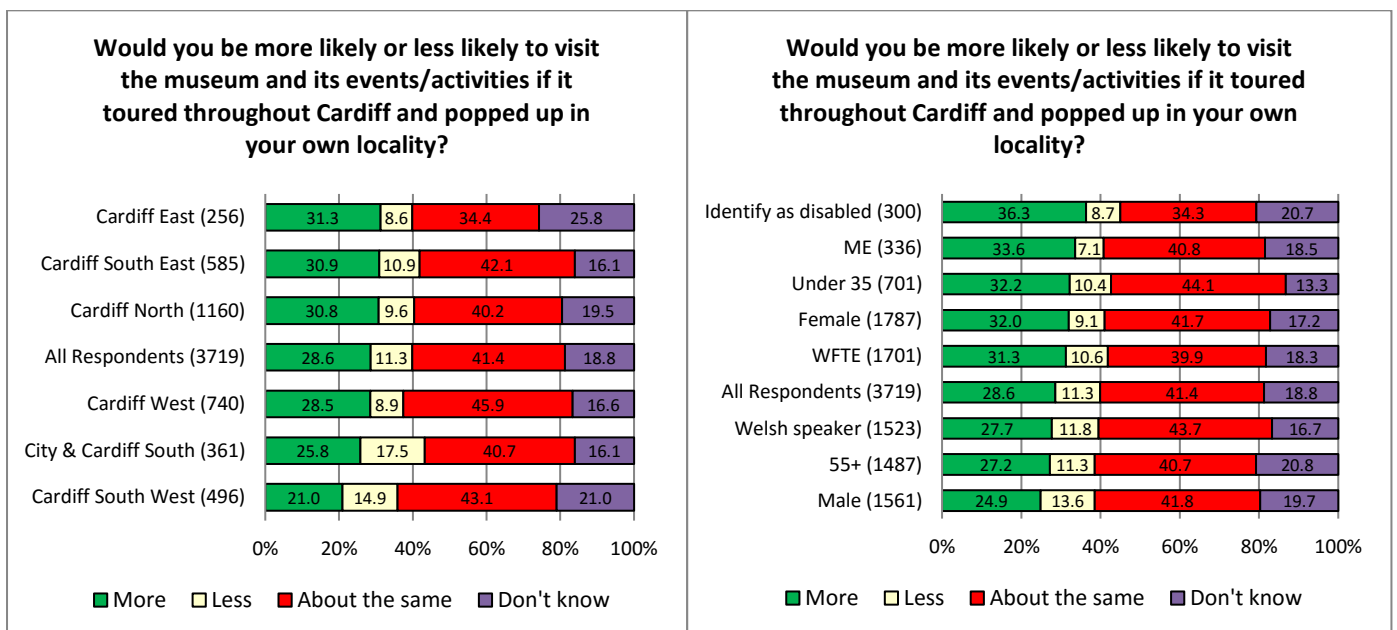
## Ask Cardiff Residents Survey 2016

Theme	No	%	Example comments
<b>Not interested</b>	180	39.3	<ul style="list-style-type: none"> <li>• <i>I am not interested in this kind of provision.</i></li> <li>• <i>I'm not very interested in local history.</i></li> <li>• <i>It is not something I am really interested in visiting.</i></li> <li>• <i>Not really interested in historical issues.</i></li> </ul>
<b>Visited Previously</b>	75	16.4	<ul style="list-style-type: none"> <li>• <i>Been there, done it.</i></li> <li>• <i>Had visited it earlier, and very impressed.</i></li> <li>• <i>Have seen it, not sure why I'd want to see it again.</i></li> </ul>
<b>No time / Busy</b>	61	13.3	<ul style="list-style-type: none"> <li>• <i>Working away and had limited time for leisure activities like this.</i></li> <li>• <i>Recently not had time.</i></li> <li>• <i>I am a full time carer and have very little time to spare on sightseeing.</i></li> </ul>
<b>Health Reasons</b>	25	5.5	<ul style="list-style-type: none"> <li>• <i>Don't visit town at the moment due to health issues.</i></li> </ul>
<b>Poorly Promoted</b>	21	4.6	<ul style="list-style-type: none"> <li>• <i>More information is required about their exhibition timetable as difficult to access website not advertised very well many have not heard of it.</i></li> </ul>
<b>Don't go into town</b>	21	4.6	<ul style="list-style-type: none"> <li>• <i>I NEVER go into the city centre as it's constantly changing and I can get everything I need at an edge of town store.</i></li> </ul>
<b>Not very interesting</b>	18	3.9	<ul style="list-style-type: none"> <li>• <i>Visited in the past and didn't find it very interesting.</i></li> </ul>
<b>More of a tourist attraction</b>	14	3.1	<ul style="list-style-type: none"> <li>• <i>I think it's a fantastic place for visitors of Cardiff but it's not relevant to me as a resident.</i></li> </ul>
<b>Lack of information about it</b>	13	2.8	<ul style="list-style-type: none"> <li>• <i>Didn't know it was a museum. It looks like a tourist information centre from the outside.</i></li> </ul>
<b>Never thought about it</b>	12	2.6	<ul style="list-style-type: none"> <li>• <i>Not really crossed my mind to.</i></li> </ul>
<b>No particular reason</b>	9	2.0	<ul style="list-style-type: none"> <li>• <i>I just didn't go...no reason</i></li> </ul>
<b>New to the Area</b>	8	1.7	<ul style="list-style-type: none"> <li>• <i>Only moved to Cardiff 6 months ago.</i></li> </ul>
<b>Due to Opening hours</b>	6	1.3	<ul style="list-style-type: none"> <li>• <i>It's usually closed when I can visit.</i></li> </ul>
<b>Don't speak Welsh</b>	5	1.1	<ul style="list-style-type: none"> <li>• <i>I assumed it was a Welsh Language Venue. I am not a Welsh Speaker.</i></li> </ul>
<b>Miscellaneous</b>	20	4.4	<ul style="list-style-type: none"> <li>• <i>Sometimes awkward with small children.</i></li> </ul>

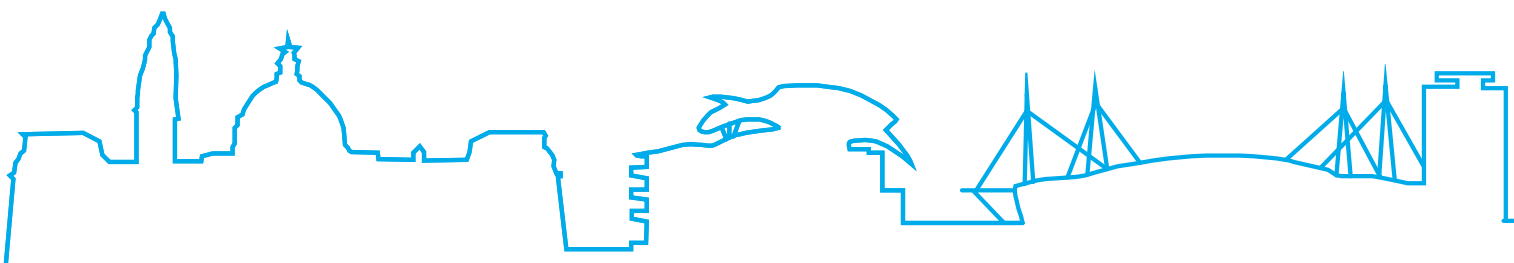


### 2.4.3 Would you be more likely or less likely to visit the museum and its events/activities if it toured throughout Cardiff and popped up in your own locality?

Almost a third (31.3%) of respondents in Cardiff East reported that they would be more likely to visit the museum if its events and activities were to pop up in their local area. Similarly 36.3% of respondents identifying as disabled and 33.6% of people from a minority ethnic background also indicated that they would be more likely to visit the museums attractions in their own locality.



Base sizes shown in brackets. Excludes 'Don't Know' responses.

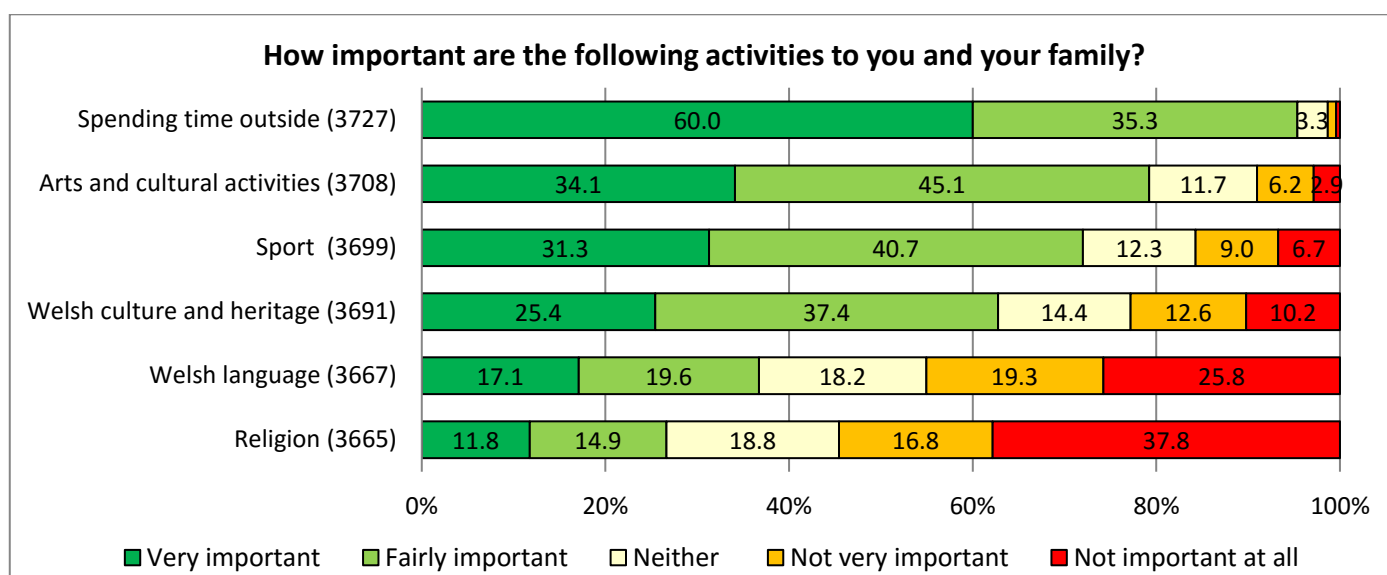




### 2.5 Participation

#### 2.5.1 Participation in cultural activities is an important part of well-being. How important are the following activities to you and your family?

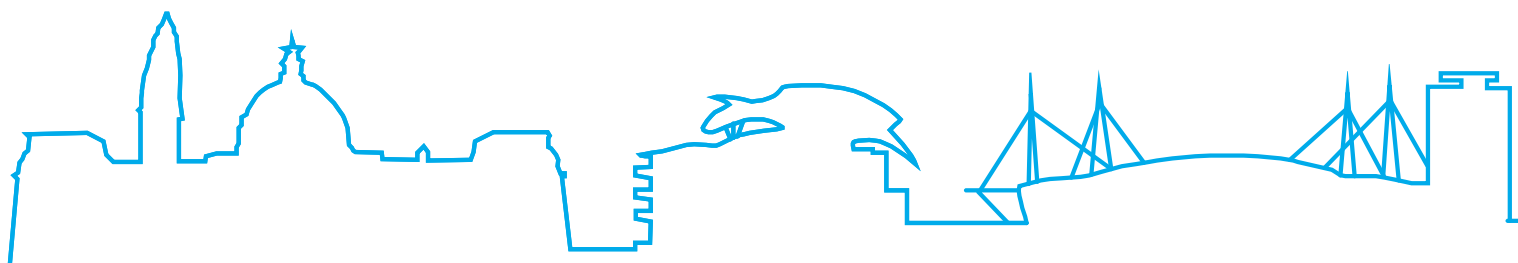
Spend time outside was found to be the single most important activity in terms of well-being with three-fifths (60.0%) of respondents rating it as 'very important' and a further 35.3% as 'fairly important'.



Base sizes shown in brackets. Excludes 'Don't Know' responses.

The responses received were analysed by geography and demographic characteristics to identify any variables that exist between the groups.

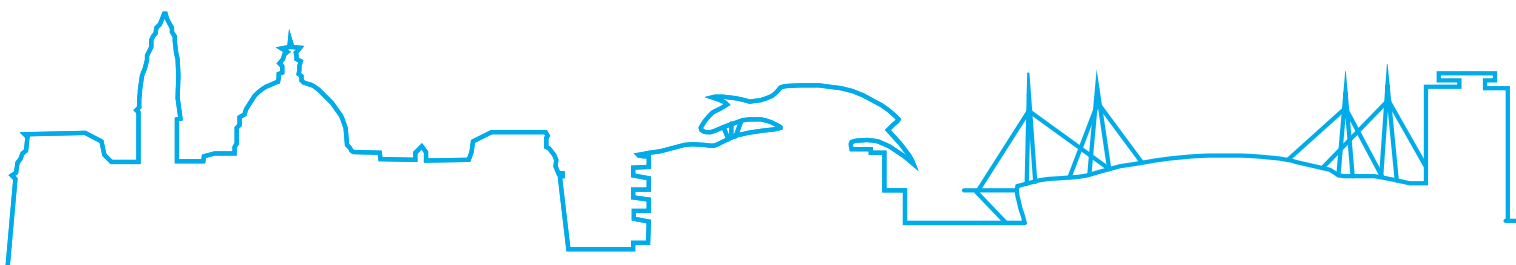
- Geographically the importance of Welsh culture and heritage and the Welsh language were found to be strongest in Cardiff South West and lowest in Cardiff North. More than a third (35.5%) of respondents from Cardiff South West rated Welsh culture and heritage as 'very important' compared to just 21.7% of respondents in Cardiff North. Similarly 27.7% considered the Welsh language as 'very important' compared to 13.3% of those in Cardiff North.



## Ask Cardiff Residents Survey 2016

---

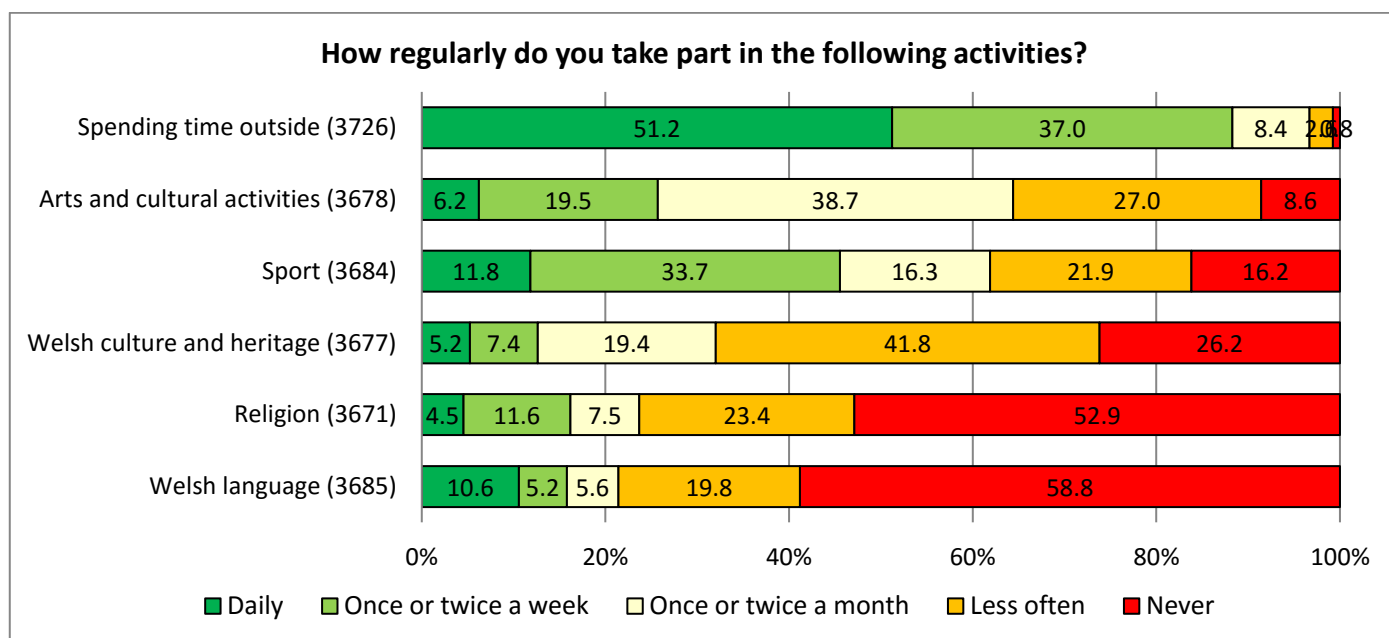
- Amongst Welsh speakers the proportion rating the language as either 'very' or 'fairly important' to their well-being rose to 61.6%.
- Arts and cultural activities were 'very important' to two fifths (39.3%) of respondents in Cardiff South East compared to just one fifth (21.8%) of those in Cardiff East.
- Religion was identified as either 'very' or 'fairly important' to the well-being of over a third (35.5%) of those aged over fifty five compared to just 17.7% of those aged under thirty five.
- Arts and cultural activities were considered 'very important' to well-being by almost half (47.4%) of respondents from a minority ethnic background compared to 34.1% overall.



### 2.5.2 How regularly do you take part in the following activities?

Those participating in the consultation were asked to specify how regularly they took part in the various activities. Almost nine in ten (88.2%) of respondents reported spending time outside one a week or more with more than half (51.2%) claiming to do this on a daily basis.

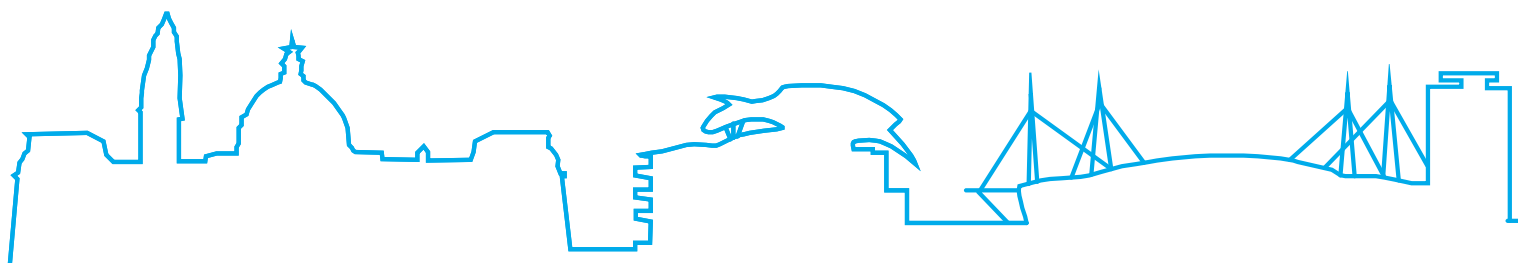
Less than half (45.5%) of respondents reported to participate in sporting activities once a week or more whilst just 4.5% partook in a daily religious activities.



Base sizes shown in brackets.

The responses received were analysed by geography and demographic characteristics to identify any variables that exist between the groups.

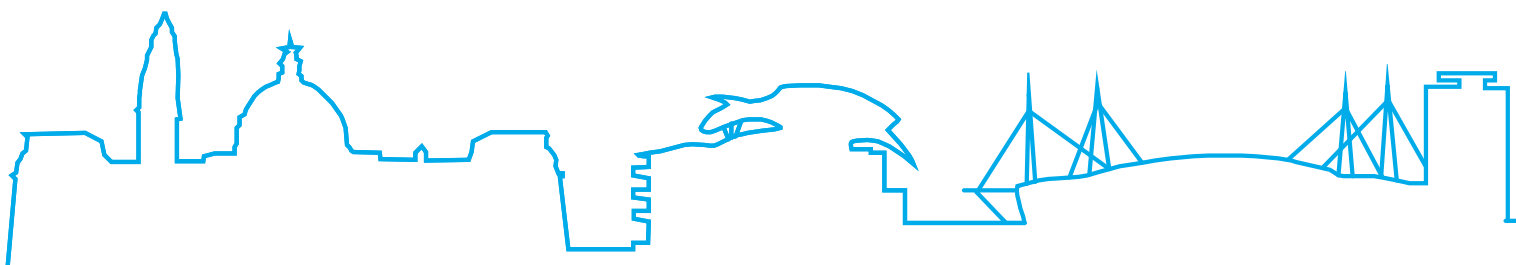
- 21.3% of respondents in Cardiff South West were found to participate in activities relating to Welsh culture and heritage once a week or more compared to just 5.6% of those in Cardiff East.
- Similarly over a third (36.6%) of those in Cardiff South West partook in wider arts and cultural activities one a week or more compared to 13.8% of residents in Cardiff East.



## Ask Cardiff Residents Survey 2016

---

- Participation in sports was found to have no significant geographical variation.
- Daily time outside was enjoyed by more than half (56.6%) of respondents from Cardiff South West compared to 42.1% of those in Cardiff East.
- Just over a fifth (22.5%) of Welsh speakers reported to participate in Welsh language activities on a daily basis whilst a third (33.4%) did so once a week or more.
- More than a fifth (22.4%) of those aged over 55 partook in daily religious activities compared to less than a tenth (9.2%) of those aged under 35.
- Approximately half of those aged under 35 (52.4%), Welsh speakers (49.9%) or from a minority ethnic background (49.7%) reported to participate in sporting activities once a week or more. In comparison just a third of those identifying as disabled (33.4%) or aged over 55 (35.4%) participated in sports with the same regularity.



### **2.5.3. Welsh Refuge Council sessions: Participation.**

Ask Cardiff 2016 included Cardiff Research Centre trialing engagement workshop with a view to expanding them to other groups in the future. Two activity-based workshops were held with WRC service users, with a focus on particular Ask Cardiff topics including participation in cultural activities.

Faith was an important part of many of the users lives with them involved in religious activities for festivals including Eid Aladha and Eid Alfuter. They are also involved in social activities in their own communities. We also considered their participation in activities across Cardiff with many involved in either playing or watching sports, or going to cultural activities. This involvement has an additional benefit of giving them opportunities to learn and use their English which was important for all of the group.

When thinking about what prevents them from taking part language was again important with them feeling it can act as a barrier. They also felt that a lack of information on local activities affects their involvement and suggested information packs for new people when they arrive in the city.

Other barriers included the cost of attending some activities, and the fact that many may have to move away from Cardiff shortly after arriving.

